

# Operational Risk Assessment Form


## GAR Evaluation Scale


Rate the following where:


0 = no risk and 10 = the highest risk


**If any category is =>7 then stop and mitigate**


Comments/Sources


**Resources:** Boat and Equipment, Supervision, Communication, Support 

**Environment:** Surf Zone, Remoteness, Ice, Rocks, Traffic, Shallow or Uncharted Water 

**Team Selection:** Experience, Training, and Familiarity 

**Fitness:** Physical and Mental 

**Weather:** Effects on mission and safety 

**Mission Complexity:** New or Experimental, Restricts Maneuverability 

Total Risk

**Green = 0 - 23 (Go, Low Risk)**

**Amber = 24 - 44 (Use Extra Caution)**

**Red = 45 - 60 (Stop, High Risk)**

Initial

Refer to the Boat's Operation Manual for a more detailed description of Risk Considerations

## NOAA Risk Assessment Considerations

- 1. RESOURCES: Boat and Equipment, Supervision, Communications, and Support.** Is the boat adequate for the mission? Is it properly equipped with operational and safety equipment? Are the boat and equipment functional and up-to-date? Is there adequate oversight and supervision for this kind of boat, mission, and mission equipment? Is there sufficient administrative and practical support (like fuel and food) for the mission? Is a communications plan in place? Is back-up or rescue available?
- 2. ENVIRONMENT:** Is the mission environment inherently hazardous (like a surf zone, ice, rocks, uncharted or shallow water, etc.)? Is it remote or inaccessible to the USCG or EMS? Is it a new environment for this kind of mission, or for the crew? Will boat traffic, debris, or current impact operations?
- 3. TEAM SELECTION: Experience, Training, and Familiarity.** Have the crew and mission personnel performed this kind operation before with this kind of boat and equipment, and with each other? Have they operated in this environment before? Is the mission or mission equipment new or un-tested? Is everyone properly trained for this mission?
- 4. FITNESS: Physical and Mental.** Is the team well rested and ready to work? Does everyone understand the mission, and are they capable of performing it? For multiple-day missions, are there enough crewmembers to allow adequate rest periods and safe manning? Will weather, stress, or living conditions pose mission, safety, or crew exposure/fatigue problems?
- 5. WEATHER:** Are current and expected weather conditions acceptable? What are the likely affects of the expected weather on the mission and safety? Does it pose a problem to the gear that will be used? Is there a plan to mitigate hazards or mission failure, or safely cancel, if the weather is worse than expected?
- 6. MISSION COMPLEXITY:** Is the mission or mission equipment complicated, difficult, new or experimental? Is it a multi-unit operation or dependent on other agencies? Is it high profile, stressful, or time sensitive? Will mission equipment restrict the boat's maneuverability, affect stability, or pose a hazard to other traffic? Does the operation carry inherent risks (like towing divers or going into the surf)?

**(These are only guidelines. Actual considerations under each category should be adapted to meet the operational requirements of each region or line office.)**